


O'clock Times



What's the Time, Mr Wolf?




Line up in a line.

Choose a wolf.

The wolf will shout out times.

Move the same number of steps as the time.

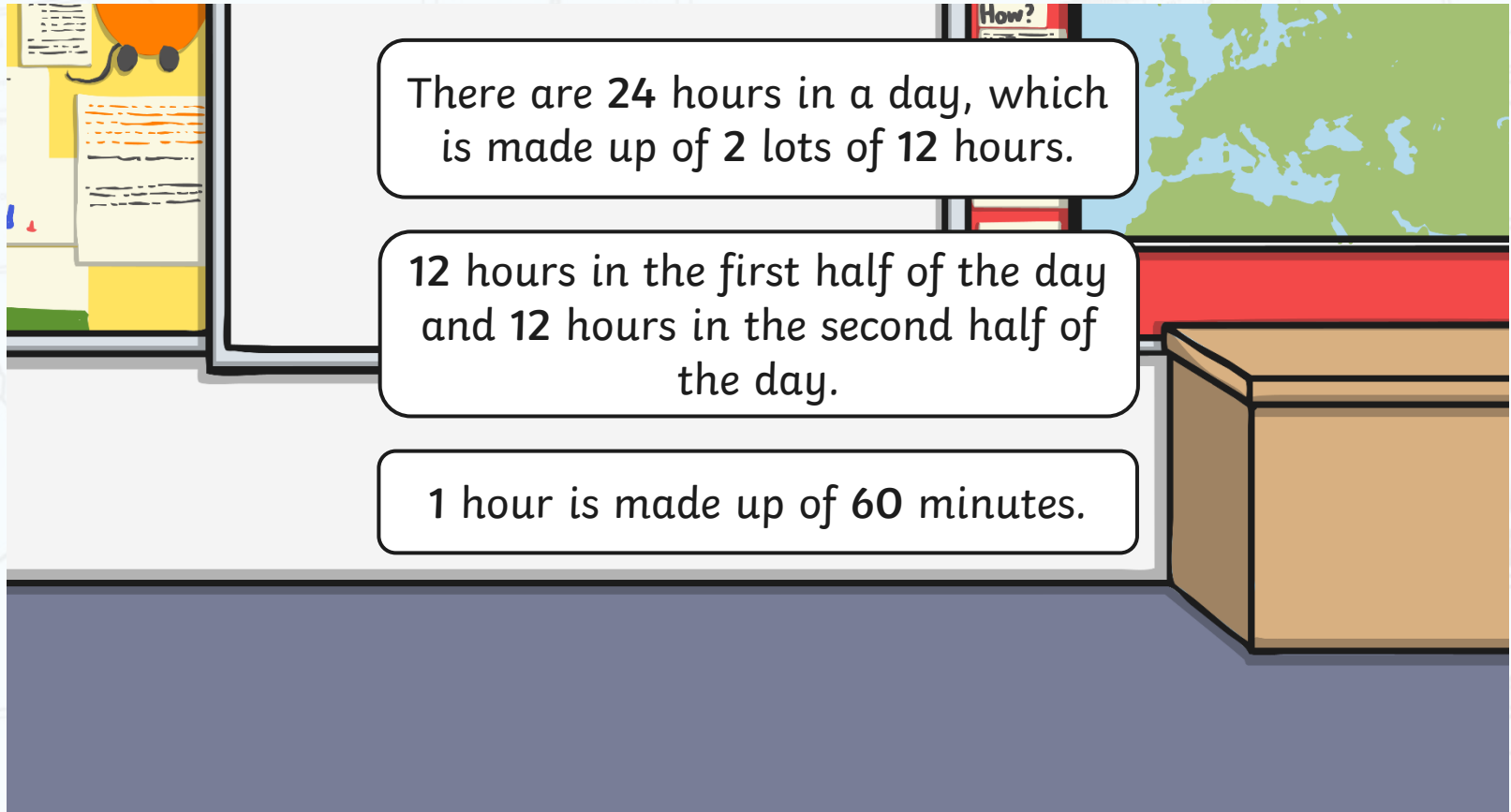
Try to get the wolf before they shout, 'Dinner time!'



Clocks




Time is measured in years, months, weeks, days, hours, minutes and seconds. We use clocks to measure time.



Clocks



We use clocks to tell us the time. What are these parts of the clock called?



clock face

minute hand


hour hand

numbers

Clocks



We use clocks to tell us the time.



The small hand tells us what hour it is. We call this the hour hand.

The big hand tells us how many minutes past or to each hour it is. We call this the minute hand.

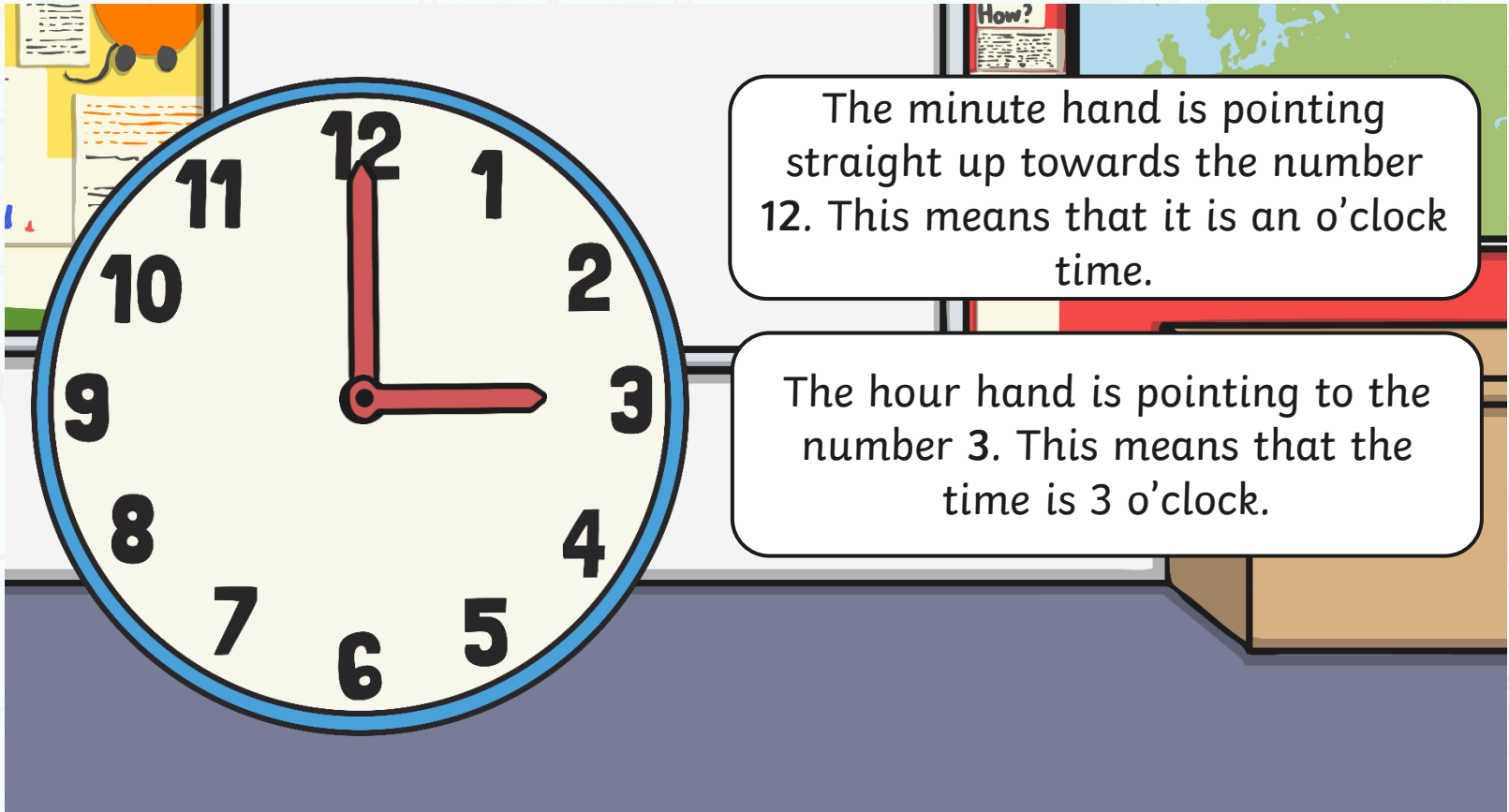
When the minute hand points straight up to the number 12, this tells us that it is an 'o'clock' time.

This is when a new hour starts.

Clocks



We use clocks to tell us the time.



What Time Is It?



Click the correct time.

An illustration of a room with a large clock in the center. The clock shows 2 o'clock. Below the clock are three buttons: '2 o'clock', '4 o'clock', and '12 o'clock'. The room contains a desk with a lamp, a window with a map, and a box.

2 o'clock


4 o'clock

12 o'clock

What Time Is It?



Click the correct time.



1 o'clock


6 o'clock

7 o'clock

What Time Is It?



Click the correct time.



9 o'clock

4 o'clock

6 o'clock

What Time Is It?



Click the correct time.

An illustration of a room with a large clock in the center. The clock shows 11 o'clock. Below the clock are three buttons: "1 o'clock", "7 o'clock", and "11 o'clock". The room contains a desk with a lamp, a window with a map, and a brown box.

1 o'clock


7 o'clock

11 o'clock

What Time Is It?



Click the correct time.



5 o'clock

2 o'clock

6 o'clock

What Time Is It?



Click the correct time.

An illustration of a room. In the center is a large round clock with a blue border and a white face, showing the time 8:00. The hour hand points to 8 and the minute hand points to 12. To the left is a window with a yellow wall and a brown desk in front of it. To the right is a window with a red wall and a brown desk in front of it. A map of Europe is visible on the wall behind the desk on the right. Below the clock are three buttons with the text: 2 o'clock, 8 o'clock, and 12 o'clock.

2 o'clock


8 o'clock

12 o'clock

What Time Is It?



Click the correct time.



12 o'clock


1 o'clock

11 o'clock

What Time Is It?



Click the correct time.



10 o'clock

12 o'clock

6 o'clock

What Time Is It?



Click the correct time.

An illustration of a room with a large clock in the center. The clock shows 12 o'clock. Below the clock are three buttons: '12 o'clock', '6 o'clock', and '2 o'clock'. The room contains a desk with a lamp, a window with a map, and a box.

12 o'clock

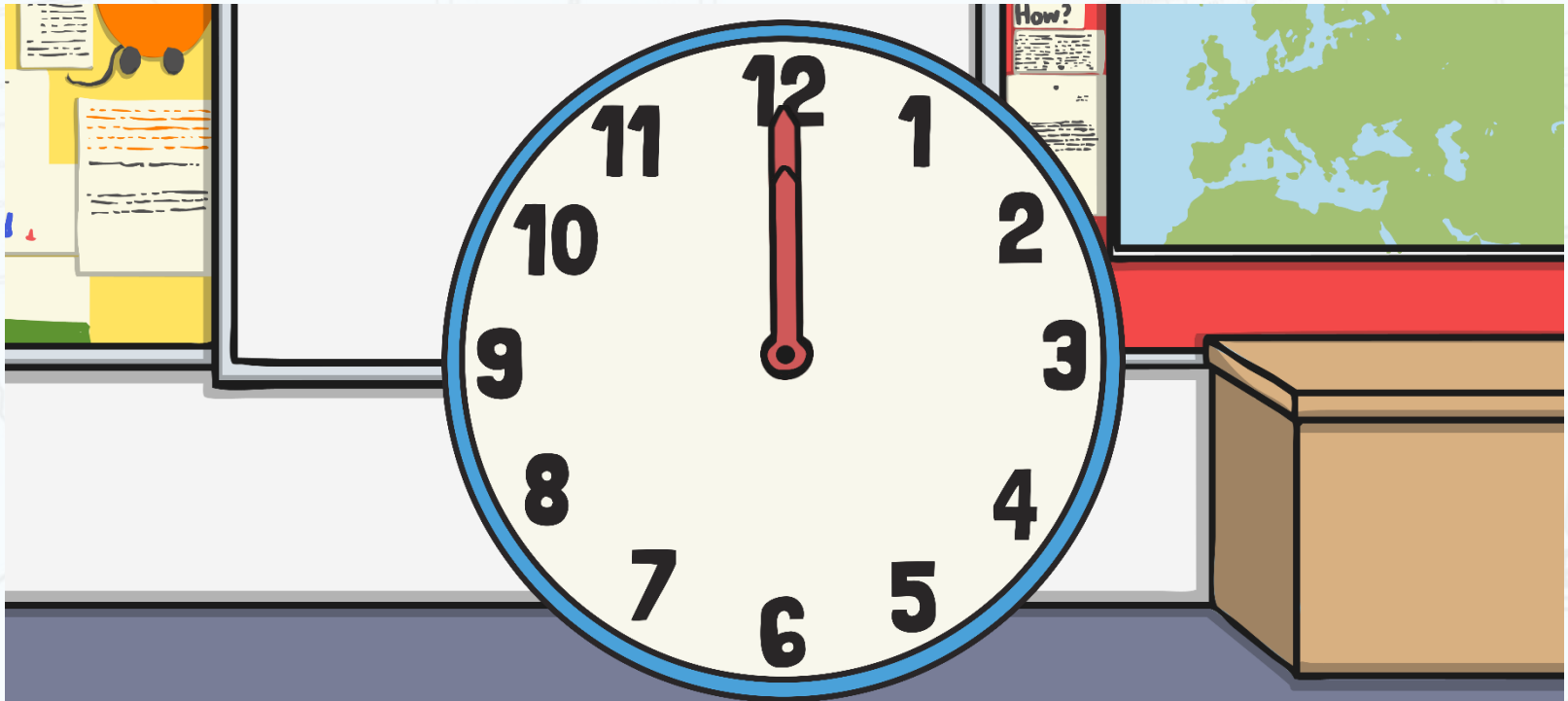
6 o'clock

2 o'clock

What Time Is It?



Click the correct time.



2 o'clock

12 o'clock

10 o'clock

What Time Is It?



Click the correct time.

An illustration of a room with a large clock in the center. The clock shows 3 o'clock. Below the clock are three buttons: "6 o'clock", "9 o'clock", and "3 o'clock". The room background includes a window with a map of Europe, a desk with a box, and a bulletin board.

6 o'clock

9 o'clock

3 o'clock

What Time Is It?



Click the correct time.

An illustration of a room. In the center is a large round clock with a blue border and a white face, showing the time 9 o'clock. To the left is a window with a yellow wall and a brown desk. To the right is a window with a green map of Europe on the wall and a brown desk. Below the clock are three buttons with the text: 9 o'clock, 8 o'clock, and 10 o'clock.

9 o'clock

8 o'clock

10 o'clock